




Large Beef 4-H Show Only Record Book

For ages 12 to 19



Name: _____ Age: _____

Address: _____
Street Town Zip Code

Name of 4-H Club: _____ Years in 4-H: _____

4-H Leader: _____ Animal's Name: _____

Years in Large Beef Program: _____

Record Start: _____ Record Ended: _____

MSU is an affirmative-action, equal-opportunity institution. Michigan State University Extension programs and materials are open to all without regard to race, color, national origin, gender, gender identity, religion, age, height, weight, disability, political beliefs, sexual orientation, marital status or family status or veteran status.

✓ **4-H Record Books with beginning and ending photos are required for all market livestock projects.**

✓ **Record Books must be completed and turned in to the Specie Chair at the September Livestock Council Meeting.**

Why is your record book important? It...

- o will aid you in learning about all aspects of raising and selling livestock.
- o help you set goals for your project.
- o help you plan future projects.
- o show your financial decisions and outcomes.
- o overall will improve your management and organizational skills.
- o will be fun to look back at your book years from now... remember, this can be fun when you put all your effort into it!

Suggestions (*practices for good record keeping*)

- o Consistently fill in the record book, and avoid waiting until the last minute.
- o Hang a calendar or notebook near your animal's pen to write notes in to help you with your record book.
- o Write neatly and clearly.
- o Take pictures before, during, and after your project is done.
- o Complete your Thank You to your buyer soon after the sale.
- o Have FUN and work hard.

Resources to help you Learn about your Projects

- ❖ MSU Extension has materials you can check out.
- ❖ Beef Resource Handbook
- ❖ Clinics and workshops, i.e. Beef, Sheep, Swine held at Kettunen Center,
- ❖ Cattle judging at Exploration Days
- ❖ Beef Learning Lab Kit available from the MSU Extension Office

Pre-project Questions/Goals

1. Why did you choose to do a large beef project this year?

2. List at least two (2) goals for your large beef project this year:

3. Describe how you prepared to bring your large beef project home when you first got it:

Monthly Feed Record

Month:	Protein & Mineral Lbs.	Protein & Mineral Cost	Grain Lbs.	Grain Cost	Hay Bales	Hay Cost
August						
September						
October						
November						
December						
January						
February						
March						
April						
May						
June						
July						
August						
Totals:						

Total lbs. of feed for the year: _____

Total Cost of Feed for the year: _____

Expenses Other Than Feed

Month:	Vet Cost	Bedding Cost	Vaccination Cost	Tack & Show Supplies Cost	Fair Fees (Registration and Stall Fees)	NMLC Fees (Optional Photos)	*Other Cost
August							
September							
October							
November							
December							
January							
February							
March							
April							
May							
June							
July							
August							
Totals:							


*Other Expenses could include housing, worming, trucking, etc.

Total of expenses other than feed: _____


Project Pictures

- Pictures are a required part of this Record Book. Taking pictures of your large beef throughout the project will show you how your large beef has grown and developed.
- Remember, pictures are better when you are in the picture.
- Add more pictures on a separate piece of paper or in a folder.

Beginning Picture



Ending Picture



Project Knowledge

Answer the following:

1. What is the normal body temperature for cattle? _____
2. What is the current market price for beef cattle? List the date and source used to obtain the information.

3. What is the sale price of corn? List the date and source used to obtain the Information.

4. Name two (2) breeds of beef cattle and give a brief description of one of the breeds and tell where it originates from. (Choose different breeds each year)

5. Identify two (2) or three (3) things you learned this year that were new to you.

6. Name the top three (3) USDA grades of beef (highest to lowest)

1) _____ 2) _____ 3) _____

7. What is an RFID tag? _____

8. What is withdrawal time? _____

and why is that important? _____

MATCH THE FOLLOWING DEFINITIONS TO THE CORRECT ANSWER

(Read the directions carefully).

Ages 12-16 Choose 7 to answer, choose different ones each year

Ages 17-19 answer all the questions

1. Pneumonia

2. Ruminant

3. Ringworm

4. Rumen

5. Scours

6. Reticulum

7. Sire

8. Omasum

9. Steer

10. Abomasum

11. Dam

12. Bloat

13. Heifer

14. Trace Minerals

15. Gestation Period

16. Major Minerals

A) salt, calcium, phosphorus, magnesium, potassium, sulfur

B) gray, crusty scaly patches usually on the face, head, and shoulders

C) watery feces, dehydration, sunken eyes, depression, decreased feed intake, fever, cold to touch

D) any animal that has four stomach compartments

E) second, and largest compartment of a cow's stomach

F) father of a calf

G) abnormal condition in ruminants due to accumulation of gasses in the rumen

H) castrated male calf

I) time period from when a calf is conceived until the calf is born (usually 283 days)

J) mother of a calf

K) the fourth compartment of the stomach also called the true stomach

L) coughing, difficulty breathing, fever, runny eyes and nose

M) the first compartment of a Cow's Stomach also called the honeycomb

N) a young female that has not given birth

O) third compartment of a Cow's stomach that absorbs water from food

P) copper, iodine, iron, manganese, selenium, zinc, molybdenum

Post Project Questions

1. Did you meet your project goals listed in this record book?

2. What was your favorite part of your large beef project?

3. Give a brief description of your large beef's housing and how you decided how much space it would require.

4. How did you train and prepare your large beef for show?

5. List any benefits or things you have learned from your show ring experiences past or present.

6. List any other club or school activities that you are involved in.

Awards

4-H Showmanship:

Number of exhibitors in class _____

Date ___/___/___

Placing _____


Open Showmanship:

Number of exhibitors in class _____

Date ___/___/___

Placing _____

SENIOR PAGE



1. What are your plans in the near future?

2. How many years have you been in 4-H? _____

3. Do you plan to be involved in 4-H in college? _____

After college? _____

How? _____

Why? _____
