






4-H Poultry Record Book



NAME _____

4-H age _____

DATE OF BIRTH _____

Address _____

County _____

Grade _____

POULTRY PROJECT: MARKET _____ SHOW/BREED ONLY _____

Date Record Started _____ Date Record Ended _____

4-H Club _____

Club Leader _____

Number of years in this project _____

Number of workshops I attended _____ Number of meetings I attended _____

POULTRY PROJECT INSTRUCTION SHEET
FOR ALL POULTRY PROJECTS

Use a binder or folder to keep all of your records in one place.

Start your record book the day you receive your poultry.

Add weekly progress notes to your record book

Take pictures at the start, during and end of your project. Put these in your record book.

Keep all project receipts for feed, equipment, veterinary, housing costs. Include a copy of your project purchase record.

Include any documentation of birth/ hatch by a breeder or hatchery.

Attend clinics, do research on line, read books about poultry

COMPLETING THIS RECORD BOOK HELPS YOU:

Set goals and accomplish them.

Help you to understand your projects cost, profit

or loss. Remember a loss does not mean that you

have failed!

We all have "losses" at one time or another. Use it as a

tool to improve.

Will help you understand what you learned by doing

this project.

A good keepsake....it will be nice to look back on when you are older!

BREED AND SHOW ONLY RECORD BOOK. page 3 Use any pages from this record book you feel necessary to complete a nice record book.

PICTURES!!!! BEGINNING * IN-BETWEEN * FINAL * FUN *CLUB

BREED/SHOWMANSHIP POULTRY Only Pages 1,2,3 and pictures!

Bantam_____ Standard_____ Waterfowl_____

Sex_____ AGE_____

Breed of Birds you brought to Fair?

How many birds did you bring to Fair? _____

How long have you owned your bird(s)? _____

What type of food do you feed your birds? _____

What type of housing do you have for your poultry? _____

How do you keep them safe? _____

How many years have you shown poultry? _____

Please tell us about your poultry flock and why you enjoy owning poultry?

MARKET POULTRY select your current project

PRODUCTION PULLETS 5/PEN_____

_____ TURKEYS 2/PEN

DUCKS 3/PEN_____

_____ GEESE 2/PEN

MARKET MEAT CHICKENS 3/PEN_____

_____ CORNISH GAME 6/PEN

WHAT BREED OF BIRD DID YOU ORDER? WHY DID YOU ORDER THIS BREED? _____

WHERE DID YOU ORDER YOUR BIRDS FROM? _____

HOW MANY BIRDS DID YOU ORDER FOR YOUR MARKET PROJECT? _____

HOW MUCH DID EACH BIRD COST? _____ enter on page 8

WEIGHT: How much did each bird weigh when you received them? _____

MARKET PROJECT FEED AND CARE

WHAT TYPE OF QUALITY FEED did you use at the **START** of your project? Percentage of protein?

WHAT TYPE OF QUALITY FEED did you use to **FINISH** your project? Percentage of protein?

Why is **PROTEIN** important? _____

List some other **important ingredients** that are found in poultry feed. _____

Did you feed / give any type of **FEED SUPPLEMENTS** to your market project? If so, explain.

How often did you feed your project daily? _____

Did your project have **clean water** daily? _____

Where did you **raise** your market project? Barn? Coop? _____

How did you protect your market project from dangerous animals? _____

How did you keep your project **healthy** from disease, lice and mites?

DID YOU HAVE ANY EXTRA EXPENSES FOR YOUR POULTRY PROJECT?

Built a coop? \$ _____
Poultry Fencing? \$ _____
Feed and Water containers? \$ _____
Heat Lamps? \$ _____
Bedding? \$ _____
Vaccines? \$ _____
Vitamins, electrolytes \$ _____
Other _____ \$ _____
Total \$ _____

FEED EXPENSES: GRAINS KEEP ALL RECEIPTS!

DATE	TOTAL POUNDS		TOTAL COST		SUPPLEMENTS	
APRIL						
MAY						
JUNE						
JULY						
AUGUST						
	TOTAL LBS. FOR PROJECT.		TOTAL COST FOR PROJECT		TOTAL COST FOR SUPPLEMENTS	

MARKET BIRD WEIGHTS

BEGINNING WEIGHT

How much did each bird weigh when you received them? Page 4

MID PROJECT WEIGHTS Weigh all birds that have potential for making a market pen. Use colored zip ties, for example all 5 pounders are blue, carefully attached to the leg, change zip ties as the bird grows. **DATE WEIGHED** _____

NOTES FOR COLORS AND WEIGHTS

FINAL SELECTION WEIGHTS: DATE WEIGHED _____

*One week before the fair weigh your mid weight project choices. *Change zip ties to reflect your choices. *Birds must be close in weight and conformation. * Laying pullets should all be laying. * All birds must be the same age and sex and approximate weight.

- | | | |
|------------------------|--------------|-----------|
| 1. Color zip tie _____ | weight _____ | Sex _____ |
| 2. Color zip tie _____ | weight _____ | Sex _____ |
| 3. Color zip tie _____ | weight _____ | Sex _____ |
| 4. Color zip tie _____ | weight _____ | Sex _____ |
| 5. Color zip tie _____ | weight _____ | Sex _____ |
| 6. Color zip tie _____ | weight _____ | Sex _____ |

FINAL MARKET WEIGHTS from WEIGH IN AT FAIR

DATE WEIGHED August _____ RECORD band numbers you were assigned.

BAND ID # 1 _____ WEIGHT _____

BAND ID #2 _____ WEIGHT _____

BAND ID #3 _____ WEIGHT _____

BAND ID #4 _____ WEIGHT _____

BAND ID #5 _____ WEIGHT _____

BAND ID #6 _____ WEIGHT _____

FINAL PEN WEIGHT TOTAL WEIGHT _____

PRODUCTION PULLETS: Please complete weight gain record, even though they are judged by if they are close to laying or already laying. Your showmanship steps will help you determine a good potential layer.

Are your birds laying? _____

WEIGHT GAIN RECORD:

BEGINNING TOTAL WEIGHT _____ FOR 2, 3, 5, OR 6 BIRDS,

FINAL PEN WEIGHT _____ BIRDS WEIGHED AT FAIR, PAGE 6

AVERAGE DAILY GAIN:

NUMBER OF DAYS ON FEED _____ (number of days between beginning weight and final weight)

AVERAGE DAILY GAIN: total ounces or pounds gained divided by the number of days on feed = average daily gain _____

TOTAL WEIGHT GAIN final weight minus beginning weight = total weight GAINED _____

EXPENSES AND FINAL SUMMARY OF PROFIT AND LOSS

A. INCOME AND VALUE AT CLOSE OF PROJECT:

WHO BOUGHT YOUR PEN AT THE AUCTION _____

PRICE PER POUND \$ _____ x FINAL PEN WEIGHT _____ page 6

EQUALS YOUR project income \$ _____

B. Beginning VALUE OF the number of BIRDS in your FINAL market project

Price you paid for each bird \$ _____, page 4, now times that price by the number of birds in your FINAL market pen. \$ _____

FEED COST page 5 \$ _____

OTHER EXPENSES page 5 \$ _____

C. 4-H FEES PAID

COMMISSION FEES: 4% OF YOUR AUCTION CHECK. This is 4% of your total income for the sale of your project at auction. 4% will be deducted from your check automatically by the Livestock Council. Picture fee included in the 4% of your check = \$ _____

D. NWMF FEES paid for exhibition at the NWMF:

Registration fee \$5.00 \$ 5.00

Pen fees (\$2.00 per bird) = \$ _____ Total NWMF = \$ _____

ADD B + C + D = Total fees paid \$ _____

PROFIT OR LOSS. HOW MUCH YOU MADE

SECTION A MINUS SECTION B,C,D TOTAL, PROFIT OR LOSS \$ _____

MY 4-H STORY

DID YOU HAVE ANY SPECIAL AWARDS OR PLACINGS?

TELL US ABOUT YOUR 4-H EXPERIENCE THIS YEAR.

TELL US ABOUT ANY SPECIAL 4-H EVENTS OR CLINICS YOU ATTENDED

PLEASE ADD PICTURES!!!