

4-H Llama and Alpaca Record Book



Why complete a Record Book?

Keeping records is an important part of any project, and you will keep records for many different reasons in your lifetime. Learning to do it now helps to make you more successful in your endeavors throughout life. In this case, it's your llama or alpaca project that you will be keeping records on. It will help you set goals for this project year, record your accomplishments, and help guide your efforts to keep important records on your llama or alpaca.

Turning in a completed record book at the September meeting of the Northwestern Michigan 4-H Livestock Council is also a requirement.

A record book is not meant to be a chore, but a way for you to learn. Keeping and completing a record book will help you learn to organize information and set reasonable goals for yourself. It will help you appreciate what you've learned from the goals you've reached. You'll be able to recognize the things you've learned in this year's project, and to compare your progress and successes from year to year. It will help you explain what you've learned, and keep track of costs and any income. A record book puts all of the information you need for awards, scholarships, college applications, and job resumes in one book each year.

When do I start my Record Book?

You start your record book at the beginning of each new 4-H year, which runs from September 1st to August 31st of each year. It is important to keep your record book up to date monthly.

Start your record book by setting at least three goals for the year. They can be increasing your knowledge of your animal, personal development activities, or helping more with the day-to-day farm chores. Try to increase your skills and knowledge from year to year to expand your horizons.



My Goals For This 4-H Year

The beginning of the 4-H year is a great time to begin thinking about what you'd like to do, or learn, over the upcoming months. List some of your goals here, and what plan you have to accomplish them. Talk to your parents and leader to help you decide what goals are realistic to finish this year. Don't hesitate to challenge yourself!

My Goals for this Year

What I Need to do to Reach this Goal




Tell us about your Llama or Alpaca that You are Showing...

Animal's Name: _____


Specie: _____

Male, Female, or Gelding? _____ Your Animal's Age: _____

Color the appropriate animal below to match your llama or alpaca's colors and patterns...



And what are you doing for fun with your animal?



What are you practicing with your animal, and what are the challenges you face while practicing?

List all of the food, minerals, and supplements you feed your animal, and why:

Tell us your funniest moment with your animal, or your favorite things about them:

What is the hardest thing about raising, training, or being with your animal?





Teach us about the differences between llamas and alpacas...then tell us which one is your favorite and why:

What are the signs of heat stress in llamas and alpacas, and what should you do if you see one showing these signs of heat stress?

Body Parts of Llamas and Alpacas

Knowing the parts of your animal is important for several reasons, especially when you need to explain to a veterinarian what part you are talking about when your animal needs their help, and when following directions for administering medications. Place an arrow and name as many parts as you can. You may use a labeled diagram for help.





Clinics and Work Bees



Some of the 4-H requirements to participate in the Fair are attending two clinics by June 30 to improve knowledge of your specie, to explore other programs, and to spend one hour helping on the Fairgrounds to help clean it up and get it ready for use during one of the scheduled work bees. Tell us about the clinics you attended, what you learned, and what you may like to see taught in the future. Then tell us which work bee you attended, the jobs you helped with, and how you felt about being a part of the Fair's success.

The Northwestern Michigan Fair and Other Shows

The Fair is the BIG SHOW for most of us, but not the only one you can participate in. Tell us here what fairs and shows you did go to, what you did there (showed, took a class, learned by watching, etc.), and how you placed and in which classes if you did show.

Northwestern Michigan Fair Classes and Placings

Other Shows, Classes, and Placings



Your 4-H Story

Keeping in mind the knowledge and skills you've learned, write a story that explains what you've gained over this past year in 4-H. Use specific and unique examples when possible, and feel free to relate what you've learned in 4-H to school, family, or other activities in your life.

Use *many* pages and intertwine your story pages with picture pages of all you are talking about! The more story and pictures, the better! And caption your pictures to add more to the story.



Those That Help You

Many people help and support you throughout your 4-H years, first and foremost, your parents. Find the names in the following positions of those that make your project, club, clinics, and fair possible. Thank them when you meet them, and/or send a thank you note.

Club Name:

Club Leader:

Other Helpers in the Club:

4-H Specie Chair:

4-H Assistant Specie Chair:

Fair Superintendent:

The Northwest Michigan 4-H Livestock Executive Board

President:

Vice President:

Secretary:

Treasurer:

The Northwestern Michigan Fair Executive Board

President:

Vice President:

2nd Vice President:

Secretary:

Treasurer:

Bonus: Name the 10 Fair Board Directors:1)

- 2)
- 3)
- 4)
- 5)
- 6)
- 7)
- 8)
- 9)
- 10)

