

CLOVERBUDS



Goat Project Record Book

Cloverbud Name: _____

Parent(s) Name(s): _____

Club Name: _____

Club Leader: _____

Year of this Record Book: _____ Age (as of Jan. 1st): _____

Is this your first year doing this project? _____ Yes _____ No


If no, how many years have you done goat projects? _____


Who owns your 4-H Animal? (*check one*)

_____ I own my goat

_____ I am borrowing a goat from: _____

These people helped with my project:






Objectives of a 4-H Cloverbud Goat Project:

- To gain experience caring for goats
- To learn responsibilities
- To explore goat breeds and feeds
- To participate in group activities within a 4-H Club
- To learn record keeping skills

Things to Keep in Mind About the Project:

- This project is for the child to explore and discover project areas.
- Cloverbud projects are not to be judged or placed in any 4-H activity.
- Cloverbuds participate in goat showmanship in the Cloverbud class.
- Responsibility of animal ownership should not lie solely with the child but with the parent(s)/guardian(s) as well.
- Safety of the child should be the primary concern during this project.

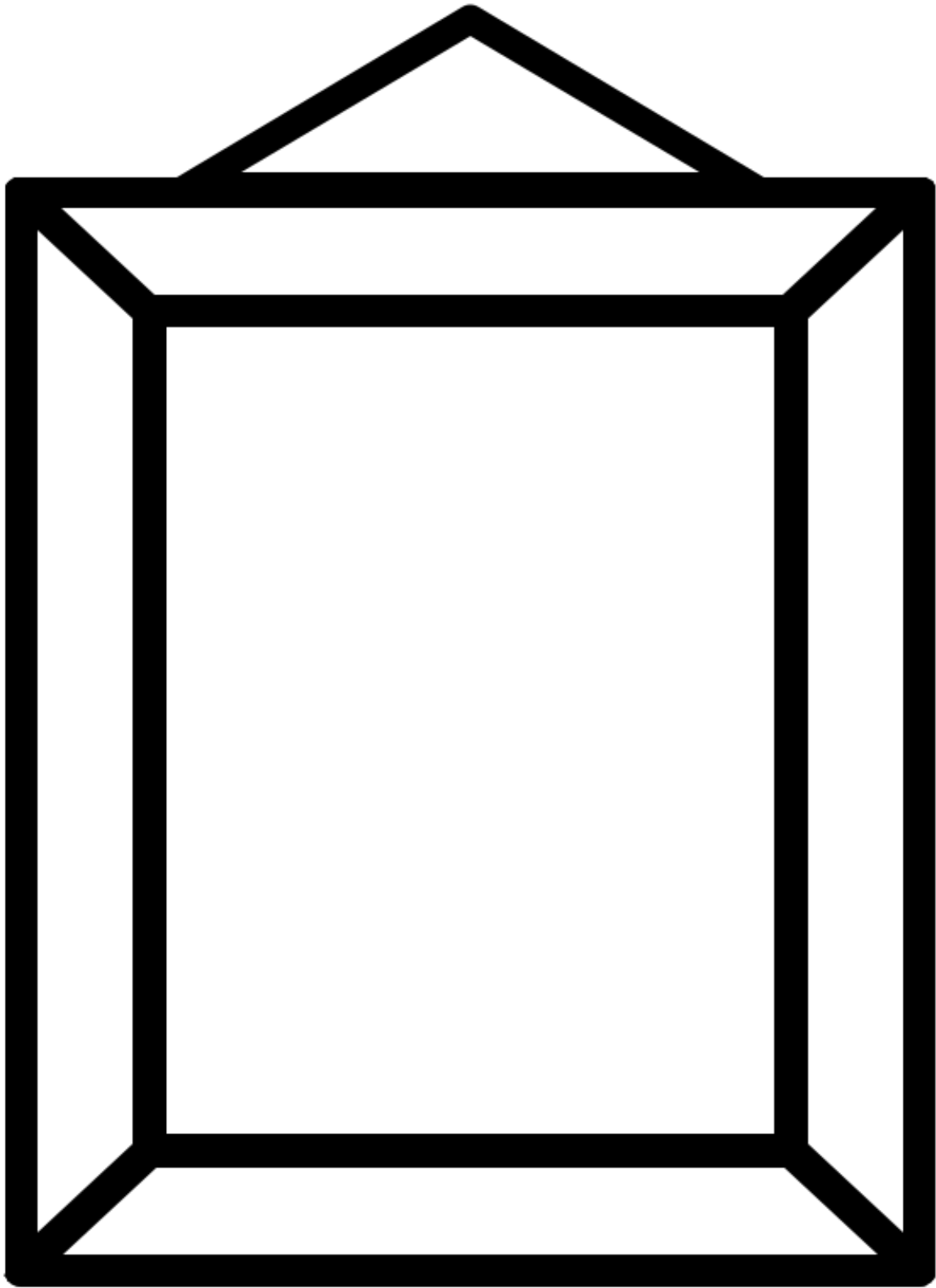
Record books should be turned in by the September Livestock Council meeting.



Specie Chair Comments:

Specie Chair Signature: _____

This is a drawing of my goat:



My Goat Project

My goat's name is: _____

My goat is _____ years _____ months old

My goat is a (*check one*) _____ doe _____ wether

My goat's breed is: _____

My goat's color is: _____



My goat sounds like:

My goat smells like:

My goat feels like:

My goat acts like:

What I like best about my goat project is:

What I dislike most about my goat project is:



3 Things I learned about goats during my project:

Things I like to do with my goat:



Pictures of Me and My Goat


Taking Care of My Goat

Some things I do to take care of my goat were:

I keep my goat healthy by:

This is what my goat's food looks like:

(draw, tape a picture, or include a sample of the feed you fed your goat here.)



I'll Tell You More!!!

(Use this space to tell us more about your project. Write, draw, or attach photos of your goat. Are there activities you liked to do with your goat? Is there more information you would like to share? What type of project would you like to do next year?)




Thank you for participating in the 4-H Goat Program this year!



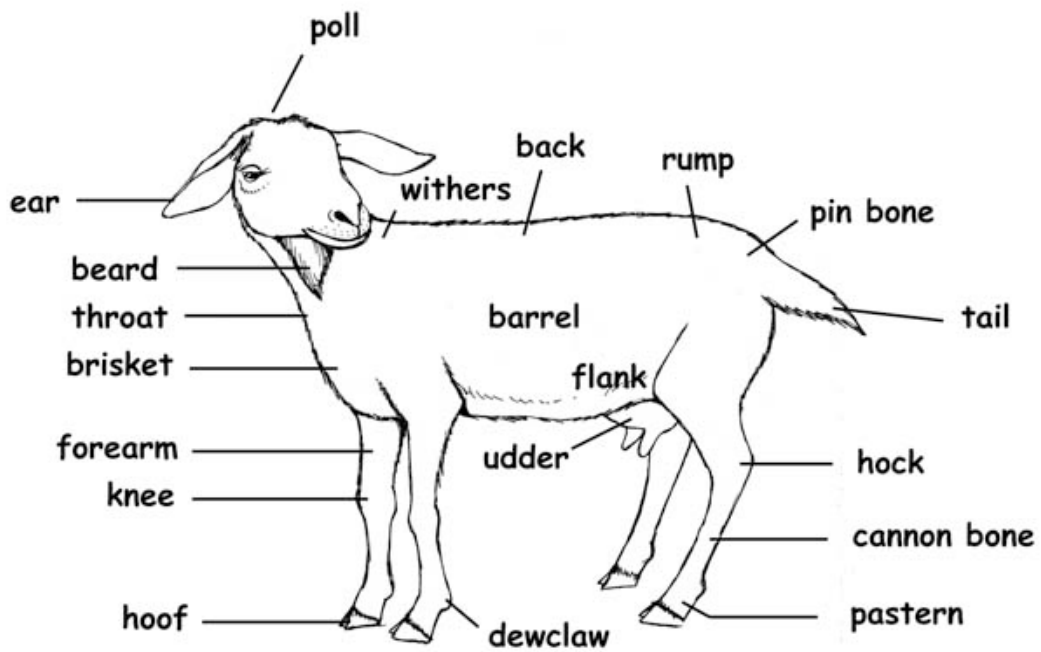
I Know 4-H!

<p>The 4-H Symbol Draw a 4-H Clover!</p>	<p>The 4 H's Can you list the 4 H's of 4-H?</p> <p>1. _____ 2. _____ 3. _____ 4. _____</p>
<p>4-H Motto</p> <p>“To make the best _____”</p>	<p>4-H Slogan</p> <p>“Learn by _____”</p>
<p>4-H Pledge</p> <p>I pledge my _____ to greater thinking, My _____ to greater loyalty, My _____ to larger service, and my _____ to better living for my club, my community, my country, and my world.</p>	<p>4-H Colors</p> <p>What are the 4-H colors?</p> <p>_____</p> <p>This color represents springtime and nature's most common color.</p> <p>_____</p> <p>This color represents innocence and purity.</p>

GOAT BODY PARTS

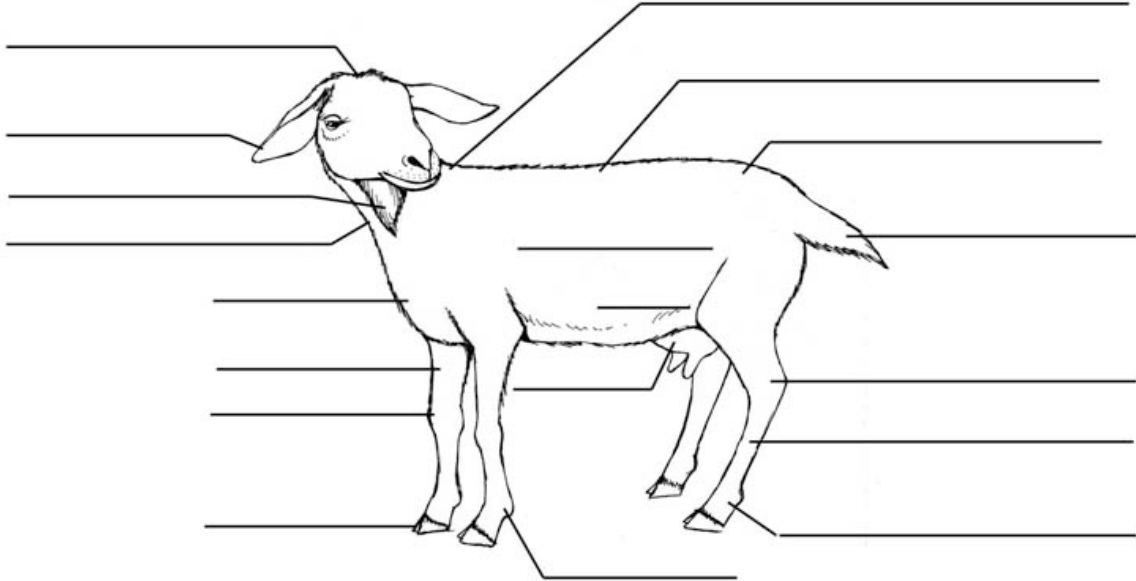


The Goat
Capra aegagrus hircus



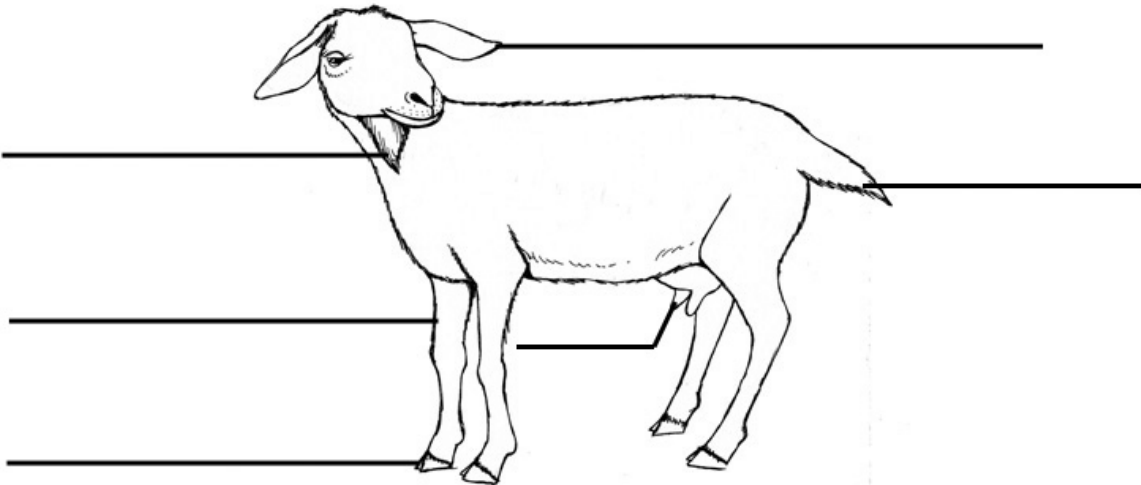
Label the Parts of the Goat

Capra aegagrus hircus



©Sheri Amsel

www.exploringnature.org



www.exploringnature.org


©Sheri Amsel

Goat Knowledge:

1. What is the sex of your goat? _____
2. What is the opposite sex of your goat? _____
3. What breed is your goat? _____
4. Name another breed of goat: _____
5. How many stomachs does a goat have? _____
6. What is one nutrient in goat feed? _____
7. What is the most important nutrient for goats? _____
8. Name 3 body parts of a goat: _____

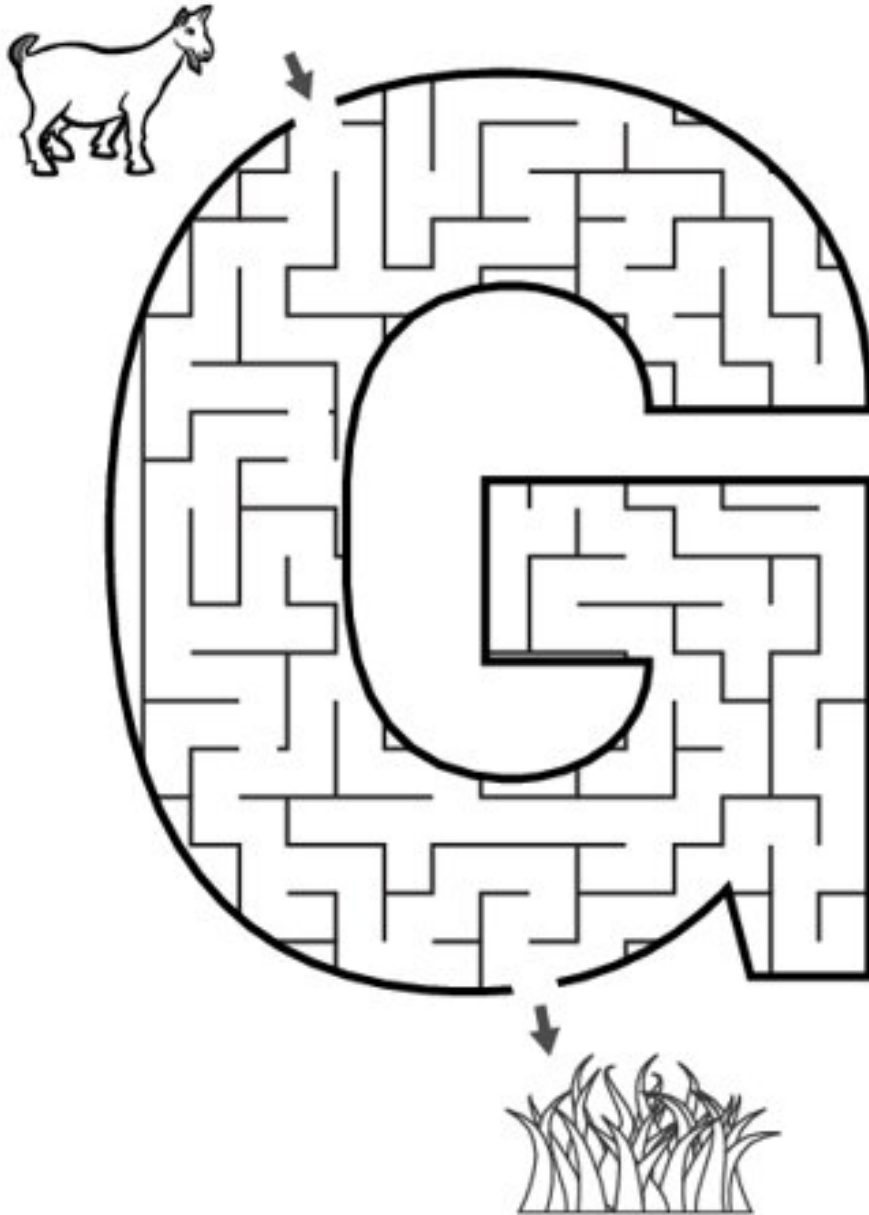
9. What are some uses of goats? _____

10. What is a baby goat called? _____



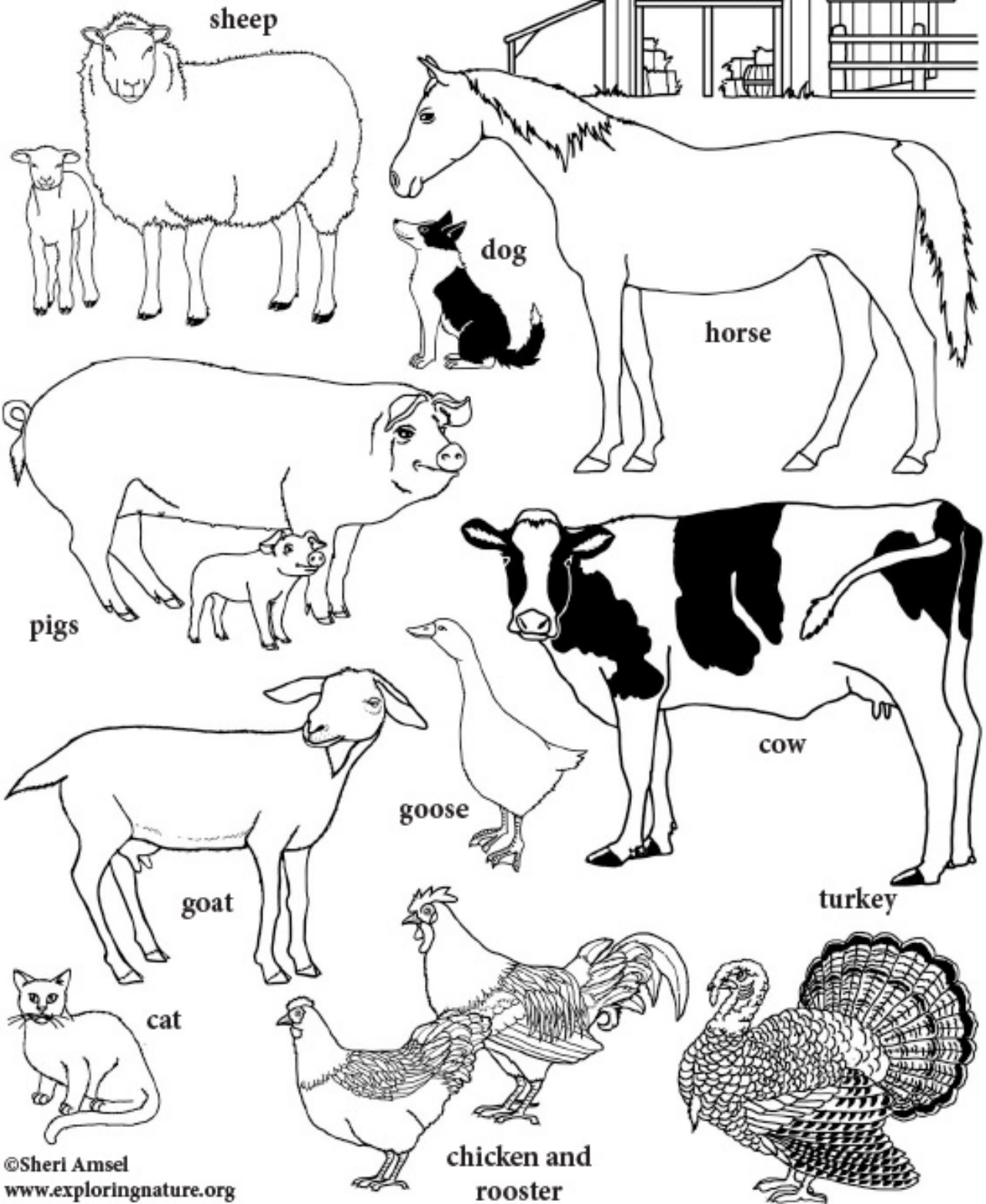
Letter 'G' Maze

Help the Goat to reach the Grass by finding a way through the maze!



LetsDoPuzzles.com

Color the Farm Animals



©Sheri Amsel
www.exploringnature.org