


# 4-H Alpaca/Llama Project Record Book

Year:



4-H Member's Name and Age

---

Alpaca's/Llama's Name

---

4-H Club Name

County

---

Years in 4-H

Years working with Alpacas/Llamas

---

## Why Keep Records?

- Members learn more about their project animals - costs, feed, health and management skills.
- Documents activities and progress in the project.
- Improves management and production practices.
- Helps plan future projects.



Keep this record as part of your Personal 4-H Records.  
This information is helpful in applying for 4-H awards and scholarships.  
Remember - records are no better than what YOU put into them!

I understand that this is a completed llama/alpaca Project Record Book as required.

4-H'ers Signature: \_\_\_\_\_

4-H Leader's Signature: \_\_\_\_\_

### Extra Credit for my Llama/Alpaca Project?

An outstanding 4-H project record is one that goes above and beyond what is expected.  
Be creative!

- A completed record book should have a beginning and final photograph. You are encouraged to be in the photo with your project animal(s), to include additional photographs and captions. You may use additional pages.
- Write a report on a related topic of at least one page:  
Proper Care and Nutrition; Selection; Animal Science; Safe Management Practices or Diagram of Farm Set-up; Veterinary Science; Food Products (such as sample "healthy" recipes); Judging, etc.

## Individual Llama / Alpaca Record

Name of Animal: \_\_\_\_\_

Breed: \_\_\_\_\_

Color: \_\_\_\_\_

Sex: \_\_\_\_\_ Female      \_\_\_\_\_ Male

---

### Llama / Alpaca Project Summary

*Each member must complete core pages and the designated  
Supplemental pages based on individual age.*

Number of llama and/or alpacas in my herd: \_\_\_\_\_

List by name and age:

_____	_____
_____	_____
_____	_____
_____	_____

What are your goals for this year's project? \_\_\_\_\_

\_\_\_\_\_

\_\_\_\_\_

\_\_\_\_\_

\_\_\_\_\_

\_\_\_\_\_

\_\_\_\_\_



# Llama / Alpaca Project Questions

## Section I - Ages 9 to 11 *(as of Jan. 1)*

A. List three (3) uses for llamas or alpacas.

1. \_\_\_\_\_
2. \_\_\_\_\_
3. \_\_\_\_\_

B. What type(s) of shelter will protect a llama or alpaca from sun, rain and wind?

---

---

C. List the main elements of a llama's or alpaca's diet.

1. \_\_\_\_\_
2. \_\_\_\_\_
3. \_\_\_\_\_

D. Describe one type of preventive medicine an owner should use to help keep a llama or alpaca healthy.

---

---

E. Why do llamas and alpacas need to be vaccinated? \_\_\_\_\_

---

F. Llamas and alpacas are herd animals. What should they always have with them?

---

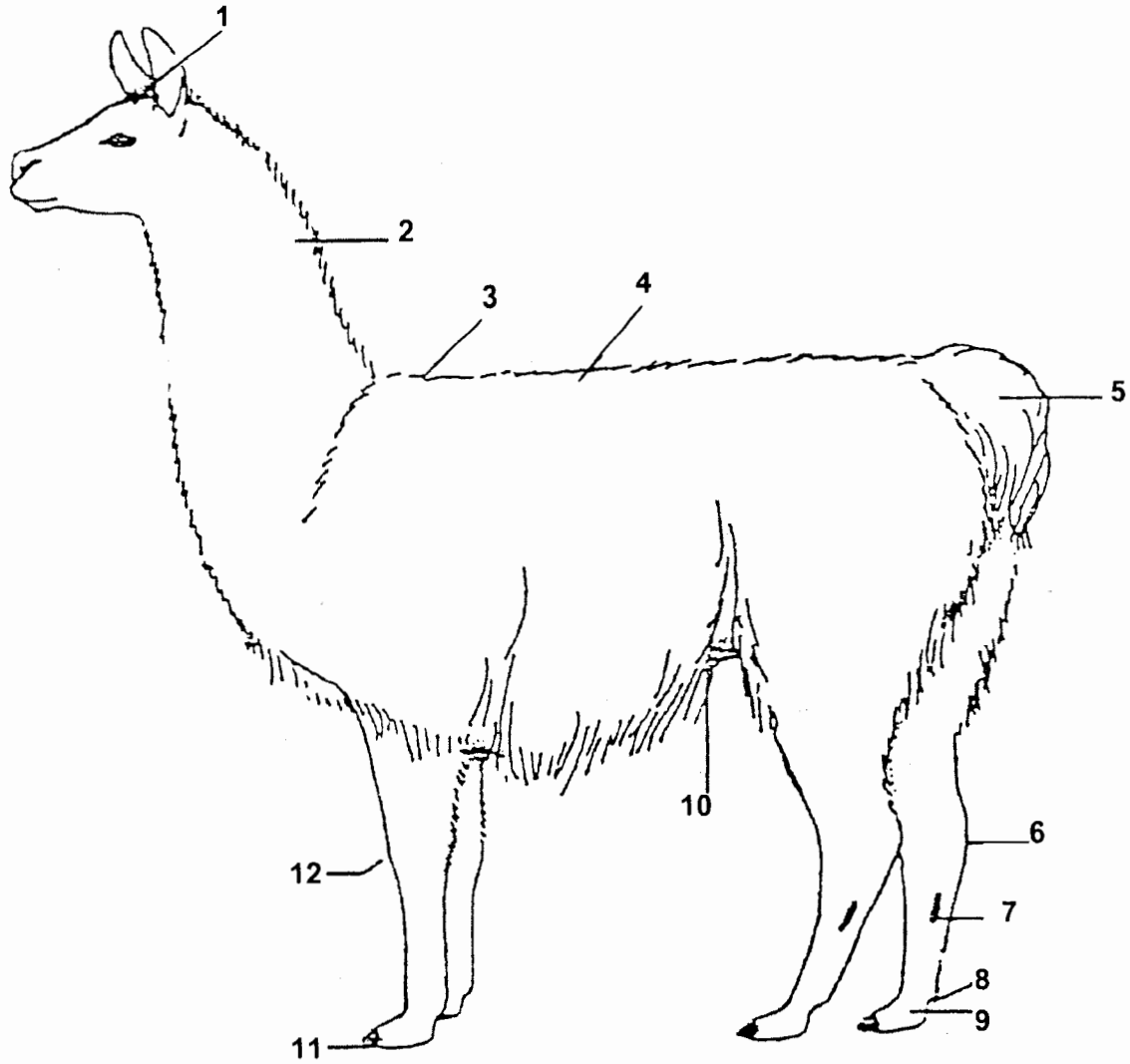
---

G. List three (3) ways to gain a llama or alpaca's trust.

1. \_\_\_\_\_
2. \_\_\_\_\_
3. \_\_\_\_\_

# Identifying Parts of a Llama

Section I - Ages 9 to 11 (as of Jan. 1)



1. \_\_\_\_\_

2. \_\_\_\_\_

3. \_\_\_\_\_

4. \_\_\_\_\_

5. \_\_\_\_\_

6. \_\_\_\_\_

7. \_\_\_\_\_

8. \_\_\_\_\_

9. \_\_\_\_\_

10. \_\_\_\_\_

11. \_\_\_\_\_

12. \_\_\_\_\_

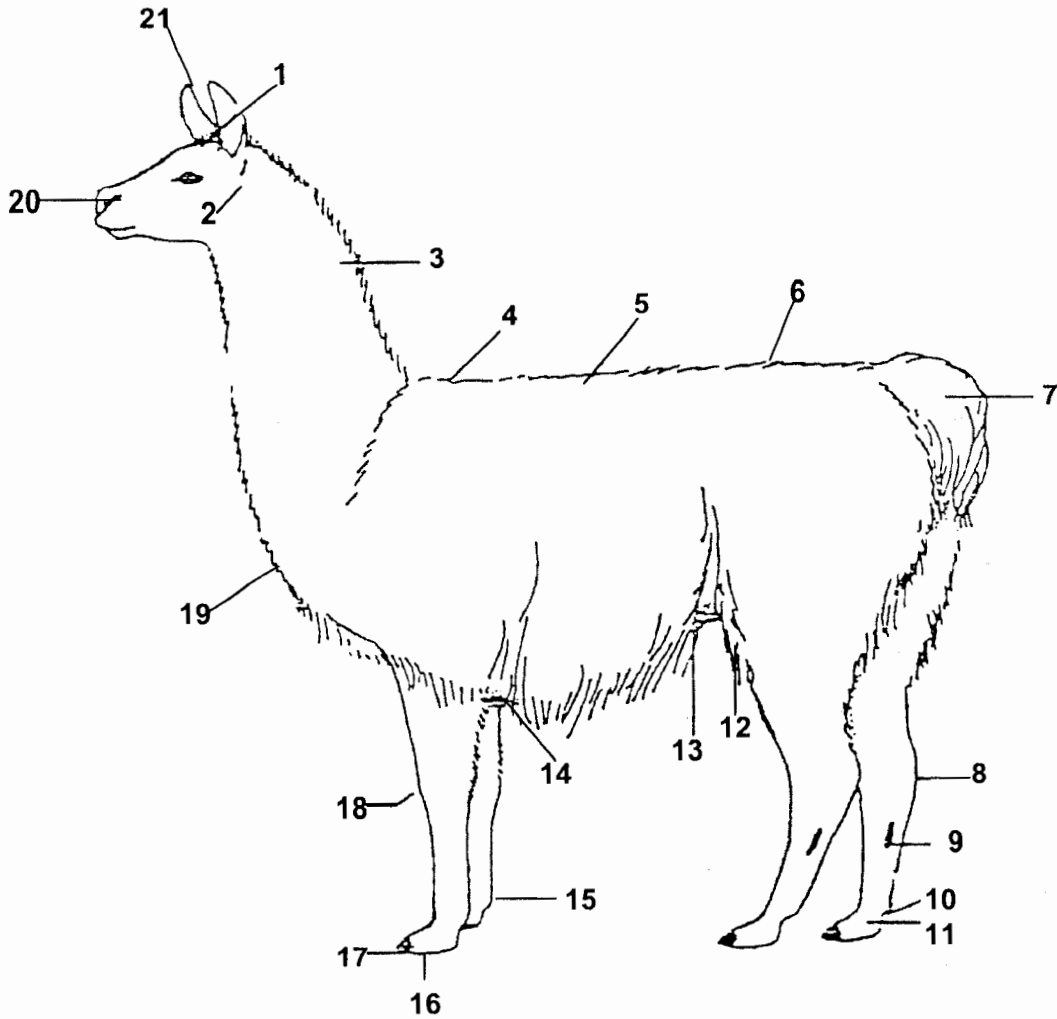
## Llama / Alpaca Project Questions

### Section II - Ages 12 to 15 (as of Jan. 1)

- A. What is a baby llama or alpaca called? \_\_\_\_\_  
\_\_\_\_\_
- B. Name the four (4) members of the South America Camelid family in order from smallest to largest.
1. \_\_\_\_\_
  2. \_\_\_\_\_
  3. \_\_\_\_\_
  4. \_\_\_\_\_
- C. The best companion for a llama or alpaca is: \_\_\_\_\_  
\_\_\_\_\_
- D. List three (3) things to consider when choosing a llama for a 4-H project.
1. \_\_\_\_\_
  2. \_\_\_\_\_
  3. \_\_\_\_\_
- E. What are two (2) things llamas and alpacas should be vaccinated for?
1. \_\_\_\_\_
  2. \_\_\_\_\_
- F. What is the normal temperature for an adult llama or alpaca? \_\_\_\_\_  
\_\_\_\_\_
- G. What are three (3) signs of heat stress in a llama or alpaca?
1. \_\_\_\_\_
  2. \_\_\_\_\_
  3. \_\_\_\_\_

# Identifying Parts of a Llama

Section II - Ages 12 to 15 (as of Jan. 1)



- 1. \_\_\_\_\_
- 2. \_\_\_\_\_
- 3. \_\_\_\_\_
- 4. \_\_\_\_\_
- 5. \_\_\_\_\_
- 6. \_\_\_\_\_
- 7. \_\_\_\_\_
- 8. \_\_\_\_\_
- 9. \_\_\_\_\_
- 10. \_\_\_\_\_
- 11. \_\_\_\_\_

- 12. \_\_\_\_\_
- 13. \_\_\_\_\_
- 14. \_\_\_\_\_
- 15. \_\_\_\_\_
- 16. \_\_\_\_\_
- 17. \_\_\_\_\_
- 18. \_\_\_\_\_
- 19. \_\_\_\_\_
- 20. \_\_\_\_\_
- 21. \_\_\_\_\_



**Llama / Alpaca Project Questions**

**Section III - Ages 16 to 19** *(as of Jan. 1)*

A. List three (3) countries in South America where llamas and alpacas come from.

- 1. \_\_\_\_\_
- 2. \_\_\_\_\_
- 3. \_\_\_\_\_

B. Describe the size difference between llamas and alpacas..

\_\_\_\_\_

\_\_\_\_\_

\_\_\_\_\_

C. List three (3) conformation points to observe in a correct llama or alpaca.

- 1. \_\_\_\_\_
- 2. \_\_\_\_\_
- 3. \_\_\_\_\_

D. List three (3) organizations from which to gain information concerning llamas.

- 1. \_\_\_\_\_
- 2. \_\_\_\_\_
- 3. \_\_\_\_\_

E. What is the recommended minimum height of a fence used to contain:

1. A Llama? \_\_\_\_\_ 2. An Alpaca? \_\_\_\_\_

F. What are three (3) things that llamas and alpacas need to be vaccinated for?

- 1. \_\_\_\_\_
- 2. \_\_\_\_\_
- 3. \_\_\_\_\_

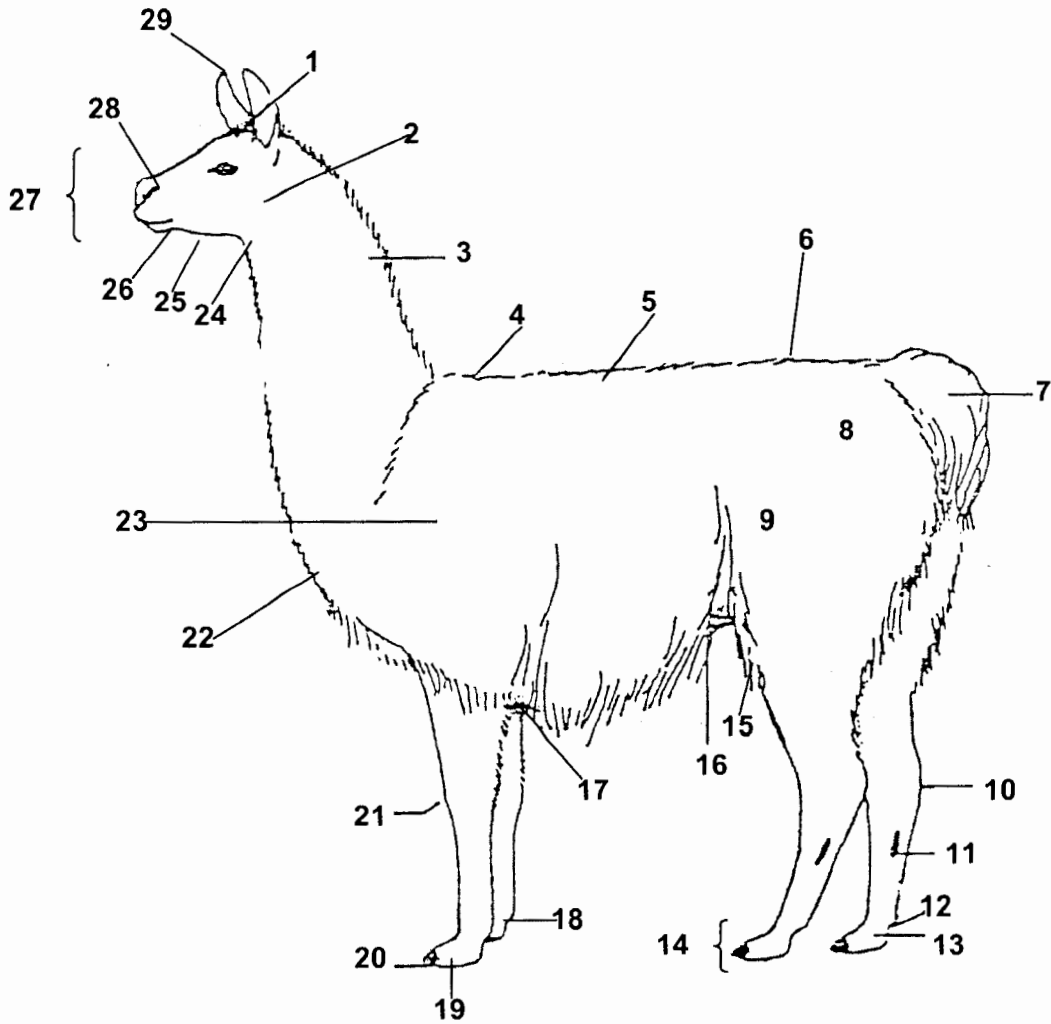
G. Describe how to correctly approach a llama or alpaca. \_\_\_\_\_

\_\_\_\_\_

\_\_\_\_\_

# Identifying Parts of a Llama

Section III - Ages 16 to 19 (as of Jan. 1)



- |           |           |           |
|-----------|-----------|-----------|
| 1. _____  | 11. _____ | 21. _____ |
| 2. _____  | 12. _____ | 22. _____ |
| 3. _____  | 13. _____ | 23. _____ |
| 4. _____  | 14. _____ | 24. _____ |
| 5. _____  | 15. _____ | 25. _____ |
| 6. _____  | 16. _____ | 26. _____ |
| 7. _____  | 17. _____ | 27. _____ |
| 8. _____  | 18. _____ | 28. _____ |
| 9. _____  | 19. _____ | 29. _____ |
| 10. _____ | 20. _____ |           |



## **Llama / Alpaca Project Photos**

Be Creative. The more photographs, the better! You are encouraged to be in the photo with your Llama/Alpaca project animal(s). You should also include captions on your pictures that at least include the date of the photograph. You may use additional pages.

## My 4-H Llama/Alpaca Project Record Book Score Sheet

4-H Member: \_\_\_\_\_

4-H Club: \_\_\_\_\_

Page		Possible Points	Your Points
1	<b>COVER SHEET</b>	5	
	All information is neat and complete.		
2	<b>WHY KEEP RECORDS</b>	5	
	Leader signed book.		
3	<b>LLAMA / ALPACA INDIVIDUAL RECORD AND PROJECT SUMMARY</b>	20	
	All information is neat and complete. All questions are answered.		
4	<b>LLAMA / ALPACA EXPENSE RECORD</b>	10	
	Completed and questions answered.		
5, 7 or 9	<b>PROJECT QUESTIONS</b>	10	
	Answer questions for applicable 4-H age.		
6, 8 or 10	<b>PARTS OF THE LLAMA / ALPACA</b>	15	
	Complete diagram for applicable 4-H age.		
11	<b>LLAMA / ALPACA STORY</b>	20	
	Information neat and complete.		
12	<b>LLAMA / ALPACA PROJECT PHOTOS</b>	15	
	Includes photographs of project animal(s). Captions included with pictures.		
	<b>TOTAL Points</b> A: 100 - 80; B: 79 - 60; C: 59 - 30	100	