




Jr. Beef

4-H Market

Record Book

Ages 8 to 13



Name: _____ Age: _____

Address: _____
Street Town Zip Code

Name of 4-H Club: _____ Years in 4-H: _____

Project Leader: _____ Animal's Name: _____

Years in Jr. Beef Program: _____ Buyers Name: _____

Record Started: _____ Record Finished: _____

MSU is an affirmative-action, equal-opportunity employer. Michigan State University Extension programs and materials are open to all without regard to race, color, national origin, gender, gender identity, religion, age, height, weight, disability, political beliefs, sexual orientation, marital status, family status or veteran status.

- ❖ **4-H Record Books are required for all market livestock projects. They must include beginning and ending photos.**
- ❖ **Record Books must be completed and turned in to the Species Chair at the September Livestock Council meeting.**

Why is your record book important? It . . .

- will aid you in learning about all aspects of raising and selling livestock
- helps you set goals for your project
- helps you plan future projects
- shows your financial decisions and outcomes
- overall, will improve your management and organizational skills
- It will be fun to look back at your book years from now... remember, this can be fun when you put all your effort into it!

Suggestions (*practices for good record keeping*)

- Consistently fill in the record book; avoid waiting until the last minute.
- Hang a calendar or note book near your animal's pen to write notes in to help you with your record book.
- Write neatly and clearly.
- Take pictures before, during and after your project is done.
- Complete your Thank You to your buyer soon after the sale.
- Have FUN and work hard!

Resources to help you learn about your project

- ❖ MSU Extension has educational materials you can check out
- ❖ Dairy Resource Handbook and the Beef Resource Handbook are available from Ohio State University at: <http://estore.osu-extension.org>
- ❖ Clinics and workshops, for example the "Beef, Sheep and Swine" workshop at the 4H Kettunen Center; cattle judging at 4-H Exploration Days, etc.
- ❖ Beef Learning Lab Kit available from the 4-H Steer Species Chair

4-H/Farm Bureau Livestock Record Book Awards - Instructions

To submit a Record Book for this award, be sure to include the following:

1. Table of Contents
2. Completed Record Book as listed above for the respective species
3. 200 word (minimum) story about the 4-H'er's experience with his/her 4-H project
4. Pictures (a couple of pages)
5. Any other information that the 4-H'er can share to personalize his/her learning experience.
6. Put all of the information in a nice folder or notebook.
7. Typing the information is not required, but appreciated

Pre-Project Questions / Goals

1. Why did you choose to do a Jr. Beef project this year?

2. List at least 2 goals for your Jr. Beef project this year.

3. If you have done a Jr. Beef project in the past, what are you doing differently with this year's project?

4. Describe how you prepared for bring your Jr. Beef home.

In what month was your Jr. Beef born? _____

Ear Tag Number	Date Purchased	Breed and Color	Gender of calf	Sold/kept/Died	Purchase Price
					\$
					\$

Total spent on your Jr. Beef: \$ _____

Date of Starting Weight	Starting Weight	Date of Finished Weight	Finished Weight	Pounds of Gain	Days on Feed	Average Daily Gain

✓ Average Daily Gain = Total lbs. of gain ÷ days on feed

Monthly Feed Record

Month:	Milk Replacer (lbs.)	Milk Replacer Cost	Grain (lbs.)	Grain Cost	Hay (lbs.)	Hay Cost
February						
March						
April						
May						
June						
July						
August						
Totals:						

Total lbs. of feed for the year: _____

Total cost of feed for the year: _____

Expenses Other Than Feed

Item	February	March	April	May	June	July	August	Total
Vet Cost								
Bedding Cost								
Fair Fees (stall and classes)								
Cost of Fair Pictures								
Medication or Vaccines								
Tack & Show Supplies								
Beef promotion (\$1.00)								
5% to Livestock Council								
Other								

*Other Expenses could include housing, trucking, etc.

Total of expenses other than feed: _____

Income for Project

Auction Date	Weight of Jr. Beef at Fair	Price Per Pound	Total Value (Animal's weight X price per pound)
	#	\$	\$

Financial Summary

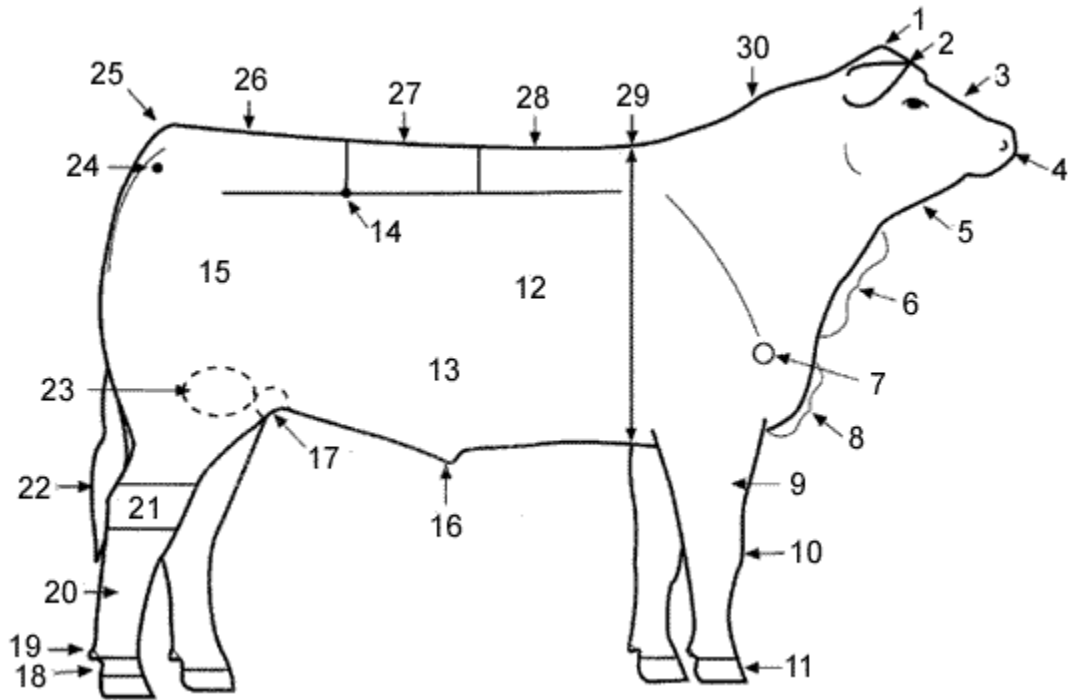
Purchase Price of Jr. Beef	\$ _____
	+
Total of Feed Cost	\$ _____
	+
Other Expenses	\$ _____
TOTAL EXPENSE	\$ <u>_____</u>
Income from Sale of Jr. Beef	\$ _____
Minus (-) Total Expenses	\$ _____
NET PROFIT OR LOSS	\$ <u>_____</u>

Comment about the results: _____

Name the Body Parts

8-10 year olds Name 10 parts

11-13 year olds Name 15 Parts



Post Project Questions

1. Did you meet your project goals listed in this record book?


2. What was your favorite part of your Jr. Beef project?

3. How did you finance your Jr. Beef project this year?


Project Pictures

Pictures are a required part of this Record Book. Taking pictures of your Jr. Beef throughout the project will show you how your Jr. Beef has grown and developed. Remember, pictures are better when you are in the picture. Add additional pictures on separate piece of paper.

FIRST PHOTO



ENDING PHOTO



Education

What Two education did you attend?

Did you attend any other education events and what were they?

What education topics would you like to see in the future?
