

# 4H Jr. Beef



## Cloverbud Activity Book

(Age 7)

Name: \_\_\_\_\_

4h Club: \_\_\_\_\_

4h Club Leader: \_\_\_\_\_

4h Age (as of 1/1): \_\_\_\_\_ Years in 4h Jr. Beef : \_\_\_\_\_



MSU is an affirmative-action, equal-opportunity employer. Michigan State University Extension programs and materials are open to all without regard to race, color, national origin, gender, gender identity, religion, age, height, weight, disability, political beliefs, sexual orientation, marital status, family status or veteran status.

## **4-H Cloverbud Jr. Beef project**

- Gain experience in caring and showing cattle
- To participate in group activities within your 4h club.
- Allows the 4her to explore and discover project areas.
- Cloverbud projects are not judged or placed in any 4h activity.
- The responsibility of animal ownership should not lie solely with the child, but with the parents also.
- Safety of the child should be the primary concern of the cloverbud project.
- Have fun filling out the record book and turn into the specie chair at the September Livestock meeting!
- Also refer to the Cloverbud section of the Livestock council guide book.



## Information about my Jr. Beef Project

1. What is your Jr. Beef name? \_\_\_\_\_
2. What is your Jr. Beef birthday? \_\_\_\_\_
3. How much did your Jr. Beef cost? \_\_\_\_\_
4. Your Jr. Beef project is a:  
Heifer \_\_\_\_\_  
Cow: \_\_\_\_\_  
Bull: \_\_\_\_\_  
Steer: \_\_\_\_\_
5. What breed is your Jr. Beef? \_\_\_\_\_
6. What color(s) are your Jr. Beef? \_\_\_\_\_
7. What is your Jr. Beef's ear tag number? \_\_\_\_\_
8. What is the round ear tag your calf receives from the farmer called? \_\_\_\_\_
9. T or F the RFID tag is required to move cattle with in the State of Michigan.

## Caring For My Jr. Beef

1. After my calf was off the bottle I fed it \_\_\_\_\_ & \_\_\_\_\_, and I fed it \_\_\_\_\_ times a day.
2. My calf needs fresh clean \_\_\_\_\_ to drink every day.
3. My calf lives in a \_\_\_\_\_ which I clean \_\_\_\_\_ times a \_\_\_\_\_.
4. My calf wears a \_\_\_\_\_ when I walk him and I work the feet with a \_\_\_\_\_.
5. I exercise my calf \_\_\_\_\_ times a \_\_\_\_\_.
6. My parents call a \_\_\_\_\_ if my calf gets sick.


**How much food did your Jr. Beef eat?**

**Monthly Feed Record**

<b>Month:</b>	<b>Milk Replacer (lbs.)</b>	<b>Milk Replacer Cost</b>	<b>Grain (lbs.)</b>	<b>Grain Cost</b>	<b>Hay (lbs.)</b>	<b>Hay Cost</b>
January						
February						
March						
April						
May						
June						
July						
August						
Totals:						

**Total lbs. of feed for the year: \_\_\_\_\_**

**Draw a picture of your Jr. Beef!**



**One thing I learned from my Jr. Beef Project is .....**

---

---

---

---

---

---

---

---

---

---




# **Photos of you and your Jr. Beef!**

**(add more pages if you need to)**

# Color Page!

- 1 - Red
- 2 - Yellow
- 3 - Blue
- 4 - Green
- 5 - Brown
- 6 - Black
- 7 - Orange
- 8 - Purple



In the Pasture  
eColoringPage.com

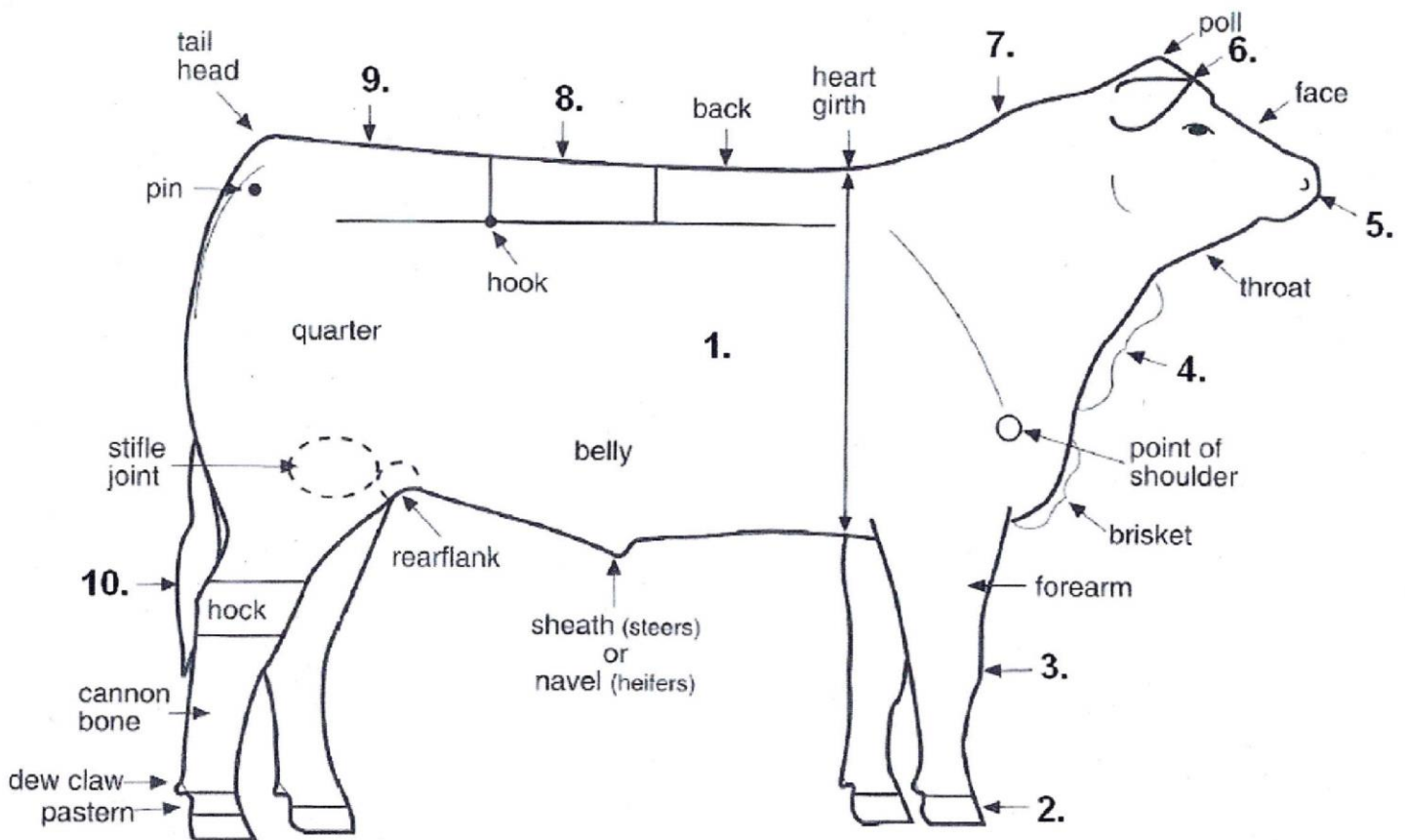


# Parts of Beef Cattle

Use the words below to finish labeling the parts of beef cattle.

1. \_\_\_\_\_
2. \_\_\_\_\_
3. \_\_\_\_\_
4. \_\_\_\_\_
5. \_\_\_\_\_

6. \_\_\_\_\_
7. \_\_\_\_\_
8. \_\_\_\_\_
9. \_\_\_\_\_
10. \_\_\_\_\_



Loin	Crest
Ear	Muzzle
Dewlap	Knee
Rump	Switch
Rib	Hoof

To help you in showmanship in the future, learn the parts of the Jr. Beef

