


4H Dairy Feeder



Cloverbud Activity Book

(Age 7&8)

Name: _____

4h Club: _____

4h Club Leader: _____

4h Age (as of 1/1): _____ Years in 4h Dairy Feeder: _____



MSU is an affirmative-action, equal-opportunity employer. Michigan State University Extension programs and materials are open to all without regard to race, color, national origin, gender, gender identity, religion, age, height, weight, disability, political beliefs, sexual orientation, marital status, family status or veteran status.

4-H Cloverbud Dairy Feeder project

- Gain experience in caring and showing cattle
- To participate in group activities within your 4h club.
- Allows the 4her to explore and discover project areas.
- Cloverbud projects are not judged or placed in any 4h activity.
- The responsibility of animal ownership should not lie solely with the child, but with the parents also.
- Safety of the child should be the primary concern of the cloverbud project.
- Have fun filling out the record book and turn into the specie chair at the September Livestock meeting!
- Also refer to the Cloverbud section of the Livestock council guide book.



Information about my Dairy Feeder Project

1. What is your dairy feeders name? _____
2. What is your dairy feeders birthday? _____
3. How much did your dairy feeder cost? _____
4. Your dairy feeder project is a:
Heifer _____
Cow: _____
Bull: _____
Steer: _____
5. What breed is your dairy feeder? _____
6. What color(s) are your dairy feeder? _____
7. What is your dairy feeder's ear tag number? _____
8. What is the round ear tag your calf receives from the farmer called? _____
9. T or F the RFID tag is required to move cattle with in the State of Michigan.

Caring For My Dairy Feeder

1. When I first brought my calf home I fed it _____ from a _____.
2. After my calf was off the bottle I fed it _____ & _____, and I fed it _____ times a day.
3. My calf needs fresh clean _____ to drink every day.
4. My calf lives in a _____ which I clean _____ times a _____.
5. My calf wears a _____ when I walk him and I work the feet with a _____.
6. I exercise my calf _____ times a _____.
7. My parents call a _____ if my calf gets sick.


How much food did your dairy feeder eat?

Monthly Feed Record

Month:	Milk Replacer (lbs.)	Milk Replacer Cost	Grain (lbs.)	Grain Cost	Hay (lbs.)	Hay Cost
January						
February						
March						
April						
May						
June						
July						
August						
Totals:						

Total lbs. of feed for the year: _____

Draw a picture of your Dairy Feeder!




One thing I learned from my Dairy Feeder Project?

Photos of you and your Dairy Feeder!

(add more pages if you need to)

Color Page!

- 1 - Red
- 2 - Yellow
- 3 - Blue
- 4 - Green
- 5 - Brown
- 6 - Black
- 7 - Orange
- 8 - Purple



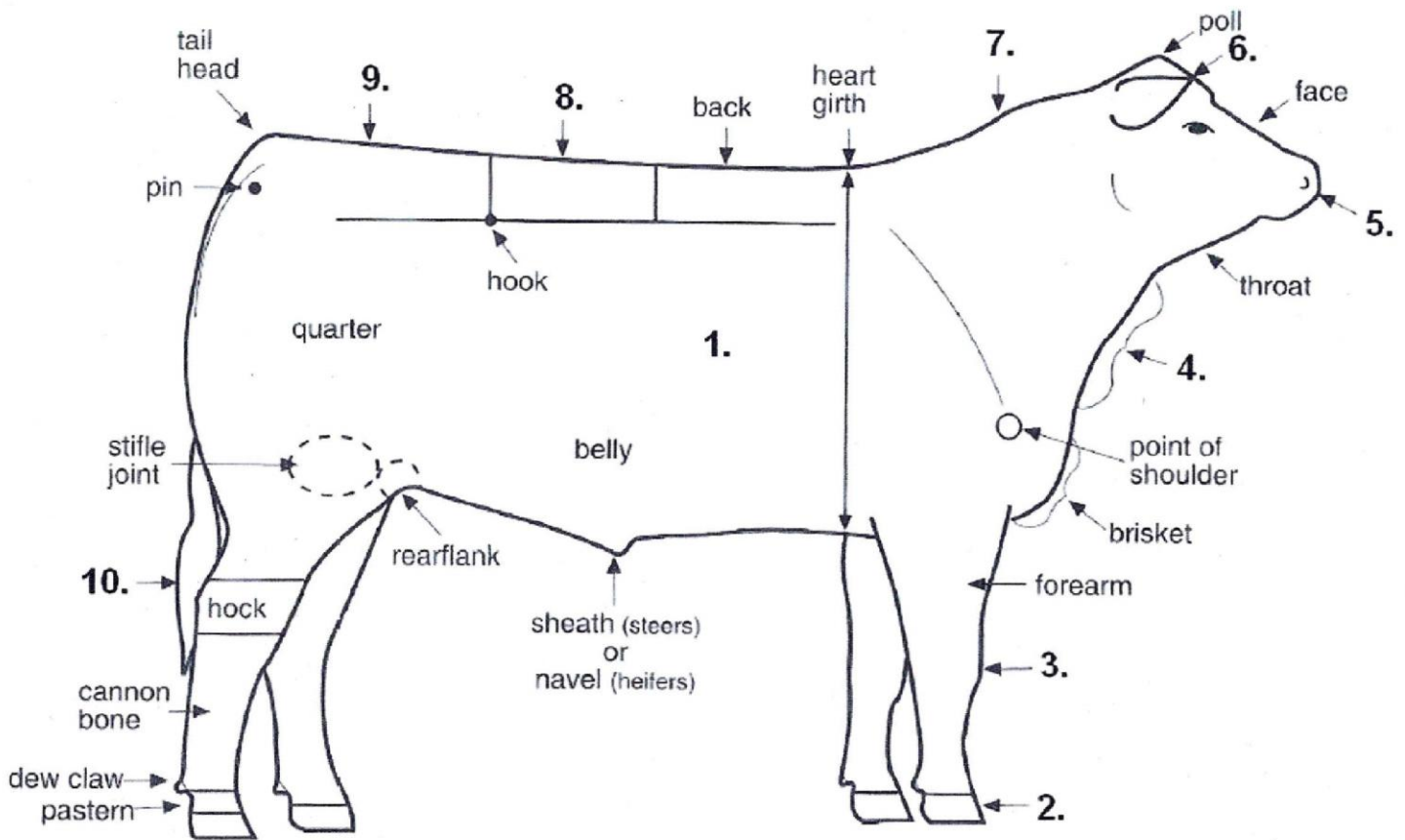
In the Pasture
eColoringPage.com

Parts of Beef Cattle

Use the words below to finish labeling the parts of beef cattle.

1. _____
2. _____
3. _____
4. _____
5. _____

6. _____
7. _____
8. _____
9. _____
10. _____



Loin	Crest
Ear	Muzzle
Dewlap	Knee
Rump	Switch
Rib	Hoof

To help you in showmanship in the future, learn the parts of the Dairy Feeder

