




Jr. Beef

4-H Showmanship Record Book



Name: _____

Age: _____

Name of 4-H Club: _____

Project Leader: _____

Years in 4-H: ___ Years in Jr. Beef Program: ___ Animal Name: _____

Record Started: _____ Record Finished: _____

Michigan State University Extension programs and materials are open to all without regard to race, color, national origin, gender, gender identity, religion, age, height, weight, disability, political beliefs, sexual orientation, marital status, family status or veteran status.

‡ **4-H Record Books:**

- *Youth are required to turn in one completed record book (showmanship or market). If youth are exhibiting in market or in multiple species, you are required to complete the record book for your market project. Examples: Jane shows beef cattle in showmanship and market; Jane completes a record book in beef cattle. John shows swine, horses, and goats, and markets his hog; John completes a record book for hogs. Sally shows chickens, rabbits, and dogs all showmanship only, and decides to complete the record book for rabbits*

‡

‡ **Record Books must be completed and turned in to the Species Chair at the September Livestock Council meeting.**

Why is your record book important? It . . .

- will aid you in learning about all aspects of raising and selling livestock ○ helps you set goals for your project ○ helps you plan future projects
- shows your financial decisions and outcomes
- overall, will improve your management and organizational skills ○ It will be fun to look back at your book years from now... remember, this can be fun when you put all your effort into it!

Suggestions (*practices for good record keeping*) ○ Consistently fill in the record book; avoid waiting until the last minute. ○ Hang a calendar or note book near your animal's pen to write notes in to help you with your record book. ○ Write neatly and clearly. ○ Take pictures before, during and after your project is done. ○ Complete your Thank You to your buyer soon after the sale. ○ Have FUN and work hard!

Resources to help you learn about your project

- ‡ MSU Extension has educational materials you can check out
- ‡ The Beef Resource Handbook are available from Ohio State University at: <http://estore.osu-extension.org>
- ‡ Clinics and workshops
- ‡ Beef Learning Lab Kit available from the 4-H Steer Species Chair

4-H/Farm Bureau Livestock Record Book Awards - Instructions

To submit a Record Book for this award, be sure to include the following:

1. Table of Contents
2. Completed Record Book as listed above for the respective species
3. 200-word (minimum) story about the 4-H'er's experience with his/her 4-H project
4. Pictures (a couple of pages)
5. Any other information that the 4-H'er can share to personalize his/her learning experience.
6. Put all the information in a nice folder or notebook.
7. Typing the information is not required, but appreciated

Project Questions / Goals

1. Why did you choose to show a Jr. Beef project this year?

2. List at least 2 goals for your Jr. Beef project this year.

3. Describe your animals housing (if you borrowed a calf ask the person you borrowed from)

4. How did you prepare your Jr. Beef for show?

5. Name a breed of beef cattle; write a brief description of the breed and tell where the breed originates from. (*Choose a different breed each year.*)

6. What is the normal temperature for cattle? _____

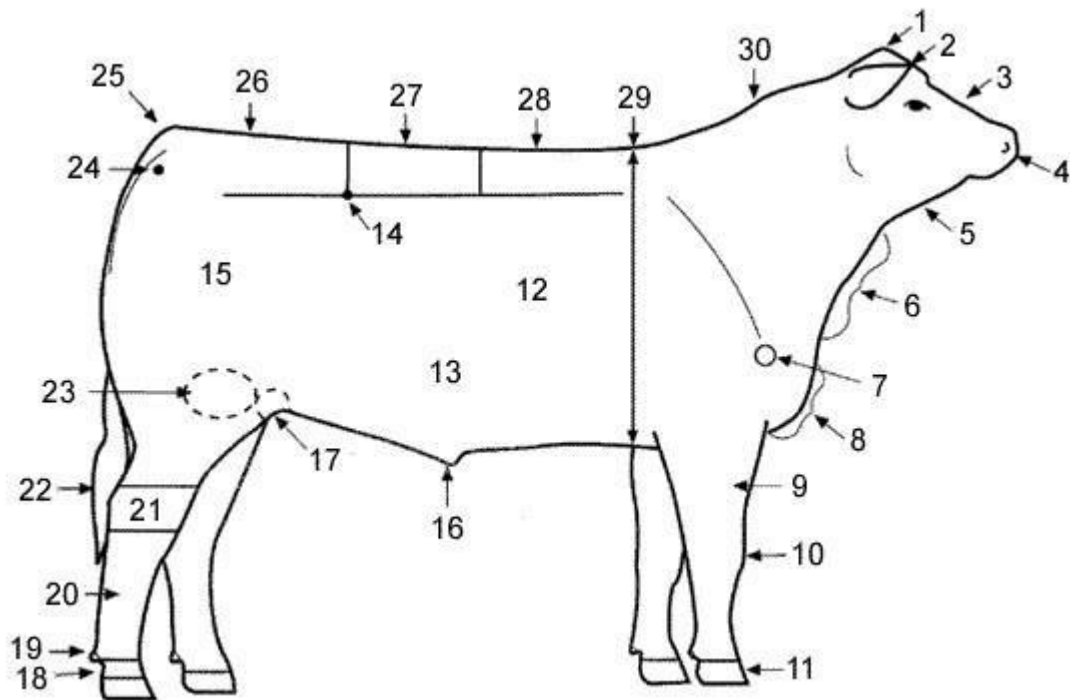
7. Did you meet your goals set for this years Project

Name the Body Parts

8–10 year old Name 10 parts

11–14 year old Name 15 Parts

15-19 years old Name All



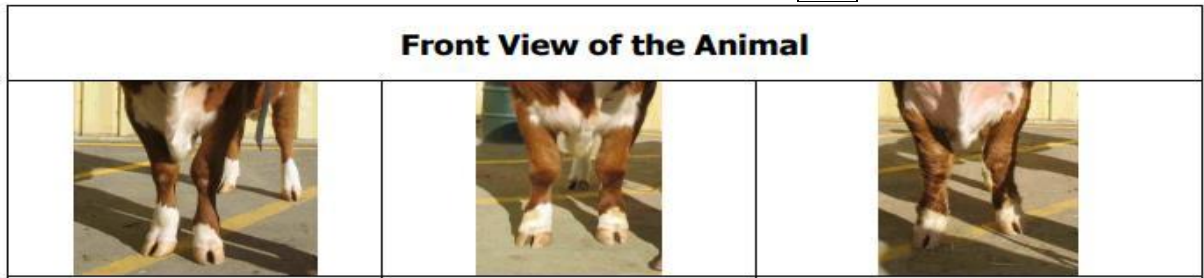
What front view below is correct and what is wrong with the other ones?

Project Inventory What equipment do you use for your project Jr. Beef project and did you purchase it or barrow it Including the Calf?

A

B

C



| Item (Add more pages if needed) | Owned by someone else | Owned by 4-H member | Cost or value of member owned equipment |
|------------------------------------|-----------------------|---------------------|---|
| | | | |
| | | | |
| | | | |
| | | | |

| | | | |
|--|--|--|--|
| | | | |
| | | | |
| | | | |
| | | | |
| | | | |

Monthly Feed Record

Fill out if you raised your own calf

| Month: | Milk Replacer (lbs.) | Milk Replacer Cost | Grain (lbs.) | Grain Cost | Hay (by the bale) | Hay Cost |
|----------|----------------------|--------------------|--------------|------------|-------------------|----------|
| January | | | | | | |
| February | | | | | | |
| March | | | | | | |
| April | | | | | | |
| May | | | | | | |
| June | | | | | | |
| July | | | | | | |
| August | | | | | | |
| Totals: | | | | | | |

Project Pictures

Pictures are a required part of this Record Book. Taking pictures of your Jr. Beef throughout the project will show you how your Jr. Beef has grown and developed. Remember, pictures are better when you are in the picture. Add additional pictures on separate piece of paper.

FIRST PHOTO



ENDING PHOTO

