

4H Jr. Beef



Cloverbud Activity Book

(Age 5&6)

Name: _____

4h Club: _____

4h Club Leader: _____

4h Age (as of 1/1): _____ Years in 4h Jr. Beef: _____



MSU is an affirmative-action, equal-opportunity employer. Michigan State University Extension programs and materials are open to all without regard to race, color, national origin, gender, gender identity, religion, age, height, weight, disability, political beliefs, sexual orientation, marital status, family status or veteran status.

4-H Cloverbud Jr. Beef project

- Gain experience in caring and showing cattle
- To participate in group activities within your 4h club.
- Allows the 4her to explore and discover project areas.
- Cloverbud projects are not judged or placed in any 4h activity.
- The responsibility of animal ownership should not lie solely with the child, but with the parents also.
- Safety of the child should be the primary concern of the cloverbud project.
- Have fun filling out the record book and turn into the specie chair at the September Livestock meeting!
- Also refer to the Cloverbud section of the Livestock council guide book.




Information about my Jr. Beef Project

1. What is your Jr. Beef's name? _____
2. What is your Jr. Beef's birthday? _____
3. Your Jr. Beef project is a:
Heifer: _____ **Heifer:** A young female that has NOT had a Calf (baby)
Cow: _____ **Cow:** A female that HAS had a Calf (baby)
Bull: _____ **Bull:** A male that has NOT been castrated (fixed)
Steer: _____ **Steer:** A male that HAS been castrated (fixed)
4. What breed is your Jr. Beef? _____
5. What color(s) are your Jr. Beef? _____
6. What is your Jr. Beef's ear tag number? _____

Caring For My Jr. Beef

1. Was your Jr. Beef eating from a bottle when you first brought it home? _____
2. After my calf was off the bottle I fed it _____ & _____, and I fed it _____ times a day.
3. My calf needs fresh clean _____ to drink every day.
4. My calf lives in a _____ which I clean _____ times a _____.
5. My calf wears a _____ when I walk him and I work the feet with a _____.
6. I exercise my calf _____ times a _____.
7. My parents call a _____ if my calf gets sick.

Draw a picture of your Jr. Beef!




One thing I learned from my Jr. Beef Project is.....

Photo of you and your Jr. Beef!



(Add more pages if needed)

Connect The Dots



Beef Cattle Maze

Help the cow find the barn



To help you in showmanship in the future, learn the parts of the Jr. Beef

