




# Jr. Beef

## 4-H Market Record

### Book

Ages 8 to 13



Name: \_\_\_\_\_ 4-H age \_\_\_\_\_

Name of 4-H Club: \_\_\_\_\_ Years in 4-H: \_\_\_\_\_

Project Leader: \_\_\_\_\_

Animal's Name: \_\_\_\_\_

Years in Jr. Beef Program: \_\_\_\_\_ Buyers Name: \_\_\_\_\_

Record Started: \_\_\_\_\_ Record Finished: \_\_\_\_\_

MSU is an affirmative-action, equal-opportunity employer. Michigan State University Extension programs and materials are open to all without regard to race, color, national origin, gender, gender identity, religion, age, height, weight, disability, political beliefs, sexual orientation, marital status, family status or veteran status.

❖ **4-H Record Books are required for all market livestock projects. They must include beginning and ending photos.**

- *Youth are required to turn in one completed record book (showmanship or market). If youth are exhibiting in market or in multiple species, you are required to complete the record book for your market project. Examples: Jane shows beef cattle in showmanship and market; Jane completes a record book in beef cattle. John shows swine, horses, and goats, and markets his hog; John completes a record book for hogs. Sally shows chickens, rabbits, and dogs all showmanship only, and decides to complete the record book for rabbits*

❖ **Record Books must be completed and turned in to the Species Chair at the September Livestock Council meeting.**

❖ **Record Books: Completed hardcopy Record Books are due at the September NWMI 4-H Livestock Council meeting. Those not submitted by the November NWMI 4-H Livestock Council will be suspended from 4-H livestock classes and auction at the NWMI Fair the following year.**

**Why is your record book important? It . . .**

- will aid you in learning about all aspects of raising and selling livestock ○ helps you set goals for your project ○ helps you plan future projects
- shows your financial decisions and outcomes
- overall, will improve your management and organizational skills
- It will be fun to look back at your book years from now... remember, this can be fun when you put all your effort into it!

**Suggestions** (*practices for good record keeping*) ○ Consistently fill in the record book; avoid waiting until the last minute.

- Hang a calendar or note book near your animal's pen to write notes in to help you with your record book. ○ Write neatly and clearly. ○ Take pictures before, during and after your project is done. ○ Complete your Thank You to your buyer soon after the sale. ○ Have FUN and work hard!

**Resources to help you learn about your project**

- ❖ MSU Extension has educational materials you can check out
- ❖ Dairy Resource Handbook and the Beef Resource Handbook are available from Ohio State University at: <http://estore.osu-extension.org>
- ❖ Clinics and workshops, for example the "Beef, Sheep and Swine" workshop at the 4H Kettunen Center; cattle judging at 4-H Exploration Days, etc.
- ❖ Beef Learning Lab Kit available from the 4-H Steer Species Chair

## **4-H/Farm Bureau Livestock Record Book Awards - Instructions**

To submit a Record Book for this award, be sure to include the following:

1. Table of Contents
2. Completed Record Book as listed above for the respective species
3. 200 word (minimum) story about the 4-Her's experience with his/her 4-H project
4. Pictures (a couple of pages)
5. Any other information that the 4-H'er can share to personalize his/her learning experience.
6. Put all of the information in a nice folder or notebook. 7. Typing the information is not required, but appreciated

## Pre-Project Questions / Goals

1. Why did you choose to do a Jr. Beef project this year?

---

---

---

---

---

2. List at least 2 goals for your Jr. Beef project this year.

---

---

---

---

3. If you have Shown a Jr. Beef project in the past, what are you doing differently with this year's project?

---

---

---

---

---

---

4. Describe how you prepared for bring your Jr. Beef home.

---

---

---

---

---

---

In what month was your Jr. Beef born? \_\_\_\_\_

Ear Tag Number	Date Purchased	Breed and Color	Gender of calf	Sold/kept/Died	Purchase Price
					\$
					\$

**Total spent on your Jr. Beef:** \$ \_\_\_\_\_

Date of Starting Weight	Starting Weight	Date of Finished Weight	Finished Weight	Pounds of Gain	Days on Feed	Average Daily Gain

✓ Average Daily Gain = Total lbs. of gain ÷ days on feed

# Monthly Feed Record

Month:	Milk Replacer (lbs.)	Milk Replacer Cost	Grain (lbs.)	Grain Cost	Hay (by the bale)	Hay Cost
January						
February						
March						
April						
May						
June						
July						
August						
Totals:						

Total lbs. of feed for the year: \_\_\_\_\_

**Total cost of feed for the year:** \_\_\_\_\_

## Expenses Other Than Feed

Item	January	February	March	April	May	June	July	August	Total
Vet Cost									
Bedding Cost									
Fair Fees (stall and classes)									
Medication or Vaccines									
Tack & Show Supplies									
4% to Livestock Council									
Other									

\*Other Expenses could include housing, trucking, etc. (reminder photos are taken out of the 4%)

**Total of expenses other than feed:** \_\_\_\_\_

## Income for Project

Auction Date	Weight of Jr. Beef at Fair	Price Per Pound	Total Value (Animal's weight X price per pound)
	#	\$	\$

## Financial Summary

<b>Purchase Price of Jr. Beef</b>	\$ _____
	+
<b>Total of Feed Cost</b>	\$ _____
	+
<b>Other Expenses</b>	\$ _____
<b>TOTAL EXPENSE</b>	\$ _____
Income from Sale of Jr. Beef	\$ _____
Minus (-) Total Expenses	\$ _____
<b>NET PROFIT OR LOSS</b>	\$ _____

Comment about the results: \_\_\_\_\_

\_\_\_\_\_

\_\_\_\_\_

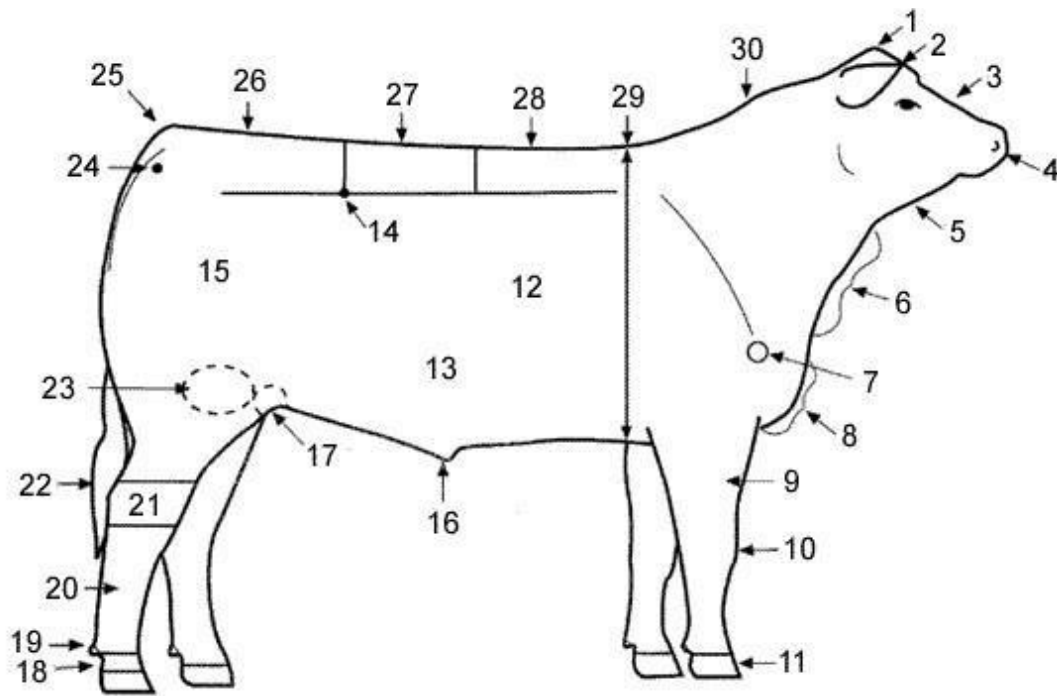
\_\_\_\_\_



# Name the Body Parts

8-10 year olds Name 10 parts

11-13 year olds Name 15 Parts



# Post Project Questions

1. Did you meet your project goals listed in this record book if yes how did you meet your goals, No what did you learn to improve?

---

---

---

---

---

2. What was your favorite part of your Jr. Beef project and why?

---

---

---

---

---

3. How did you finance your Jr. Beef project this year?

---

---

---

---

4. Name a breed of beef cattle; write a brief description of the breed and tell where the breed originates from. (*Choose a different breed each year*).

---

---

---

---

---

---


---




## Project Pictures

*Pictures are a required part of this Record Book.* Taking pictures of your Jr. Beef throughout the project will show you how your Jr. Beef has grown and developed. Remember, pictures are better when you are in the picture. Add additional pictures on separate piece of paper.

**FIRST PHOTO**



**ENDING PHOTO**





# Education

What Two education did you attend?

---

---

---

Did you attend any other education events and what were they?

---

---

---

---

---



What education topics would you like to see in the future?

---

---

---

---

---

